PERENNIAL STREAMS WITHOUT SITE-SPECIFIC FERTILIZER, SEWAGE & MANURE LIMITS

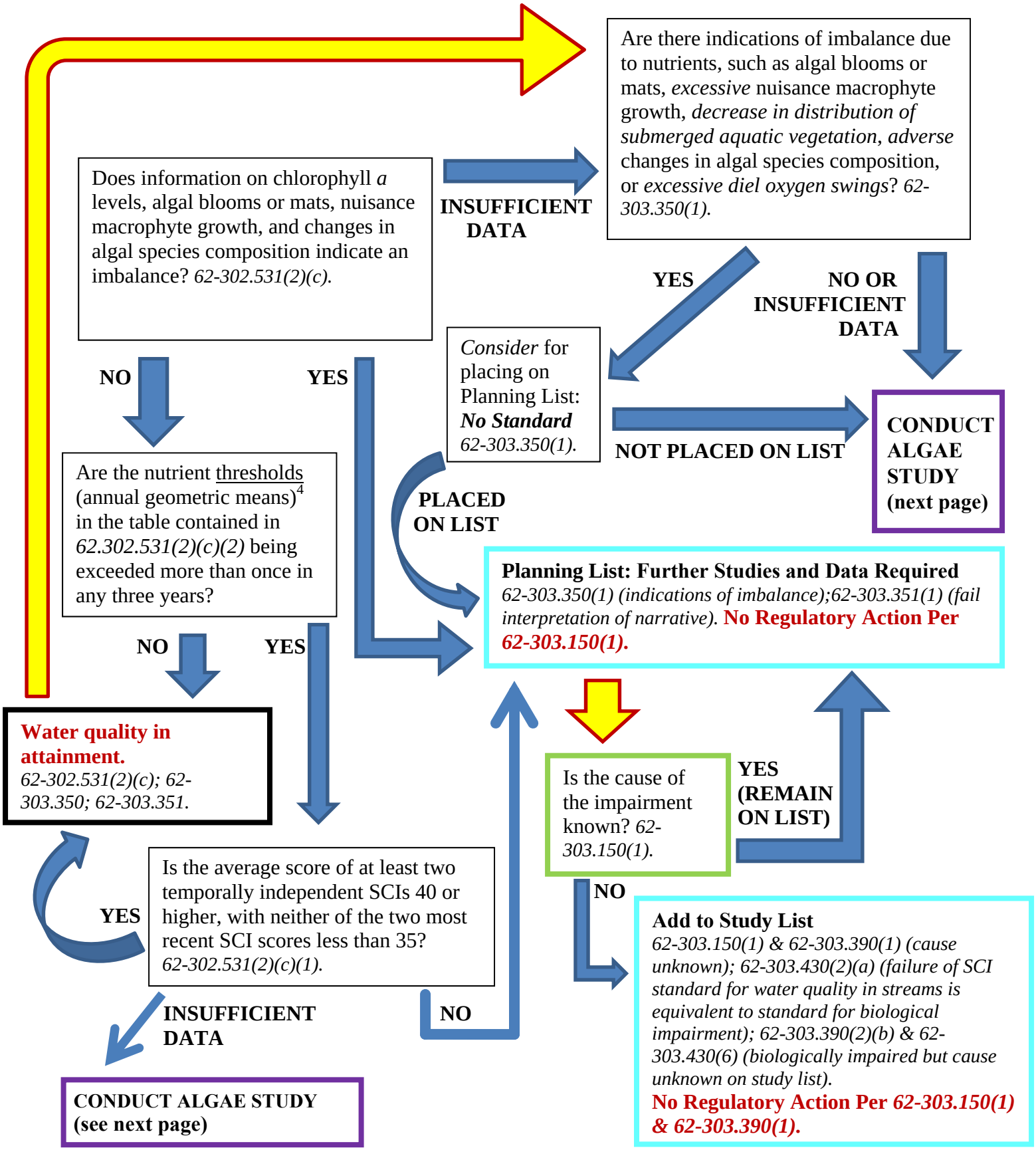

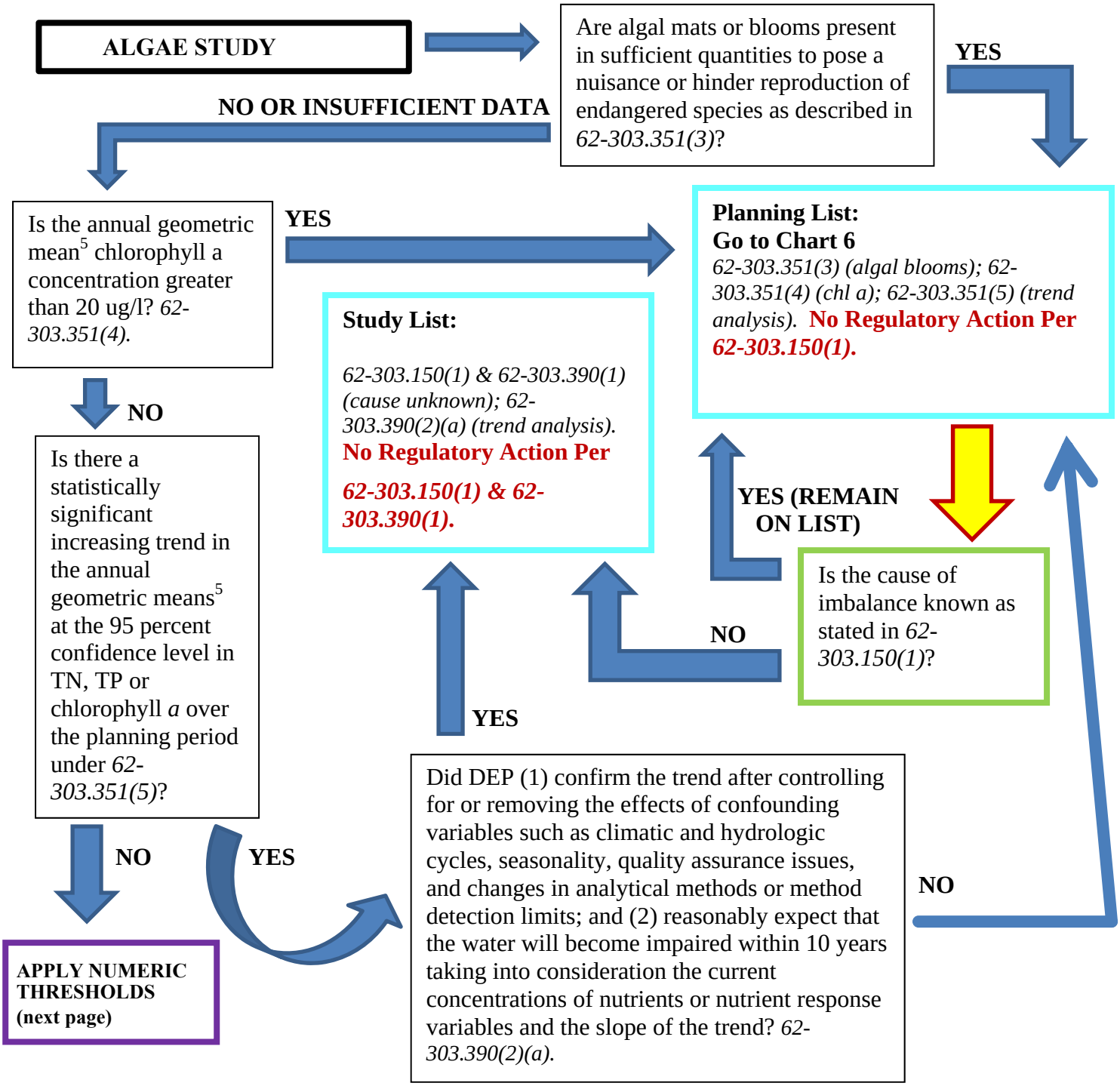
ALGAE STUDY
Are algal mats or blooms present in sufficient quantities to pose a nuisance or hinder reproduction of endangered species as described in 62-303.351(3)?
YES
NO OR INSUFFICIENT DATA
Is the annual geometric mean[5] chlorophyll a concentration greater than 20 ug/l? 62-303.351(4).
YES
Planning List:
Go to Chart 6
62-303.351(3) (algal blooms); 62-303.351(4) (chl a); 62-303.351(5) (trend analysis). No Regulatory Action Per 62-303.150(1).
NO
Study List:
62-303.150(1) & 62-303.390(1) (cause unknown); 62-303.390(2)(a) (trend analysis).
No Regulatory Action Per 62-303.150(1) & 62-303.390(1).
YES (REMAIN ON LIST)
Is the cause of imbalance known as stated in 62-303.150(1)?
NO
YES
Is there a statistically significant increasing trend in the annual geometric means[5] at the 95 percent confidence level in TN, TP or chlorophyll a over the planning period under 62-303.351(5)?
NO
YES
APPLY NUMERIC THRESHOLDS
(next page)
Did DEP (1) confirm the trend after controlling for or removing the effects of confounding variables such as climatic and hydrologic cycles, seasonality, quality assurance issues, and changes in analytical methods or method detection limits; and (2) reasonably expect that the water will become impaired within 10 years taking into consideration the current concentrations of nutrients or nutrient response variables and the slope of the trend? 62-303.390(2)(a).
NO

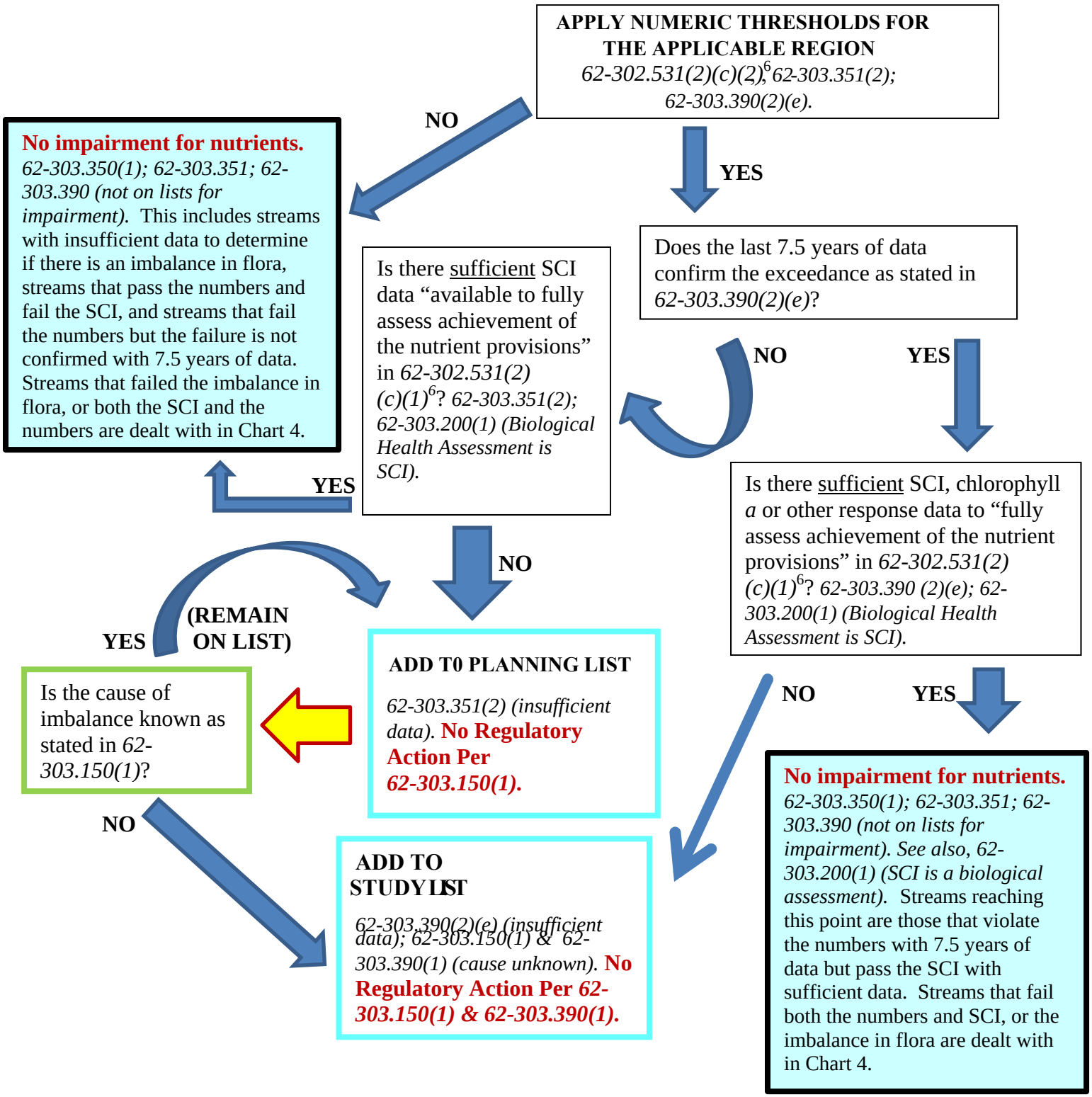
APPLY NUMERIC THRESHOLDS FOR THE APPLICABLE REGION
62-302.531(2)(c)(2)[6]; 62-303.351(2); 62-303.390(2)(e).
NO
YES
No impairment for nutrients. 62-303.350(1); 62-303.351; 62-303.390 (not on lists for impairment). This includes streams with insufficient data to determine if there is an imbalance in flora, streams that pass the numbers and fail the SCI, and streams that fail the numbers but the failure is not confirmed with 7.5 years of data. Streams that failed the imbalance in flora, or both the SCI and the numbers are dealt with in Chart 4.
Does the last 7.5 years of data confirm the exceedance as stated in 62-303.390(2)(e)?
NO
YES
Is there sufficient SCI data "available to fully assess achievement of the nutrient provisions" in 62-302.531(2)(c)(1)[6]? 62-303.351(2); 62-303.200(1) (Biological Health Assessment is SCI).
YES
NO
Is there sufficient SCI, chlorophyll a or other response data to "fully assess achievement of the nutrient provisions" in 62-302.531(2)(c)(1)[6]? 62-303.390 (2)(e); 62-303.200(1) (Biological Health Assessment is SCI).
YES (REMAIN ON LIST)
ADD T0 PLANNING LIST
62-303.351(2) (insufficient data). No Regulatory Action Per 62-303.150(1).
NO
YES
Is the cause of imbalance known as stated in 62-303.150(1)?
NO
ADD TO STUDY LIST
62-303.390(2)(e) (insufficient data); 62-303.150(1) & 62-303.390(1) (cause unknown). No Regulatory Action Per 62-303.150(1) & 62-303.390(1).
No impairment for nutrients. 62-303.350(1); 62-303.351; 62-303.390 (not on lists for impairment). See also, 62-303.200(1) (SCI is a biological assessment). Streams reaching this point are those that violate the numbers with 7.5 years of data but pass the SCI with sufficient data. Streams that fail both the numbers and SCI, or the imbalance in flora are dealt with in Chart 4.