




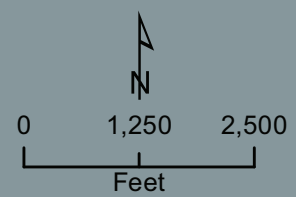
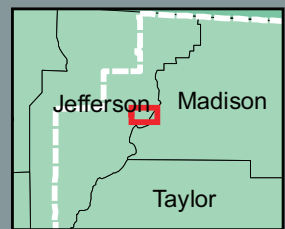


Econfina Timberlands CE
± 760 Ac
Jefferson/Madison County

-  Property Boundary
 -  SRWMD Ownership
 -  Other Public Ownership
- Adjacent Parcels Ranking**
-  Primary
 -  Secondary



Note: This map was created by the Suwannee River Water Management District (SRWMD) to be used for planning purposes only. SRWMD shall not be held liable for any injury or damage caused by the use of data distributed as a public records request regardless of their use or application. SRWMD does not guarantee the accuracy, or suitability for any use of these data, and no warranty is expressed or implied. For more information please contact the SRWMD at 386-362-1001. Map Created 3/27/2020